








Photoelectric sensors

	M18, DC, axial type		M18, DC, radial type	
Types	PA18CA.	PA18CA.	PA18CR.	PA18CR.
Connections	2 m cable	M12 connector	2 m cable	M12 connector
				
Dimensions (mm)	M18 x 40	M18 x 44	M18 x 50	M18 x 54
Diffuse reflective				
Sensing distance (Sn)	50 - 1000 mm	50 - 1000 mm	50 - 800 mm	50 - 800 mm
NPN NO+NC	PA18CAD10NASA	PA18CAD10NAM1SA	PA18CRD08NASA	PA18CRD08NAM1SA
PNP NO+NC	PA18CAD10PASA	PA18CAD10PAM1SA	PA18CRD08PASA	PA18CRD08PAM1SA
Diffuse reflective WS				
Sensing distance (Sn)	0 - 400 mm	0 - 400 mm		
NPN NO+NC	PA18CAD04NAWS	PA18CAD04NAM1WS		
PNP NO+NC	PA18CAD04PAWS	PA18CAD04PAM1WS		
Retro reflective polariz.				
Sensing distance (Sn)	5 - 500 cm	5 - 500 cm	5 - 400 cm	5 - 400 cm
NPN NO+NC	PA18CAP50NASA	PA18CAP50NAM1SA	PA18CRP40NASA	PA18CRP40NAM1SA
PNP NO+NC	PA18CAP50PASA	PA18CAP50PAM1SA	PA18CRP40PASA	PA18CRP40PAM1SA
Retro reflective				
Sensing distance (Sn)	5 - 650 cm	5 - 650 cm	5 - 500 cm	5 - 500 cm
NPN NO+NC	PA18CAR65NASA	PA18CAR65NAM1SA	PA18CRR50NASA	PA18CRR50NAM1SA
PNP NO+NC	PA18CAR65PASA	PA18CAR65PAM1SA	PA18CRR50PASA	PA18CRR50PAM1SA
Through-beam emitter (E)				
Sensing distance (Sn)	1 - 20 m	1 - 20 m	1 - 16 m	1 - 16 m
	PA18CAT20	PA18CAT20M1	PA18CRT16	PA18CRT16M1
Through-beam receiver (R)				
Sensing distance (Sn)	1 - 20 m	1 - 20 m	1 - 16 m	1 - 16 m
NPN NO+NC	PA18CAT20NASA	PA18CAT20NAM1SA	PA18CRT16NASA	PA18CRT16NAM1SA
PNP NO+NC	PA18CAT20PASA	PA18CAT20PAM1SA	PA18CRT16PASA	PA18CRT16PAM1SA
Background suppression (BGS)				
Sensing distance (Sn)	10 - 200 mm	10 - 200 mm		
NPN NO+NC	PA18CAB20NASA	PA18CAB20NAM1SA		
PNP NO+NC	PA18CAB20PASA	PA18CAB20PAM1SA		
Specifications				
Operating frequency	500 Hz	500 Hz	500 Hz	500 Hz
Rated operating voltage	10 - 30 VDC	10 - 30 VDC	10 - 30 VDC	10 - 30 VDC
Voltage drop	≤ 2.0 VDC @ 100 mA	≤ 2.0 VDC @ 100 mA	≤ 2.0 VDC @ 100 mA	≤ 2.0 VDC @ 100 mA
Degree of protection	IP 67 + IP 69K	IP 67 + IP 69K	IP 67 + IP 69K	IP 67 + IP 69K
Protection Short-circuit(S) Rev. polarity(P), Transients(T)	SPT	SPT	SPT	SPT
Supply current	≤ 25 mA @ 24 VDC	≤ 25 mA @ 24 VDC	≤ 25 mA @ 24 VDC	≤ 25 mA @ 24 VDC
BGS, E + R	≤ 40 mA @ 24 VDC	≤ 40 mA @ 24 VDC	≤ 40 mA @ 24 VDC	≤ 40 mA @ 24 VDC
Housing material	ABS, PMMA, PBTB	ABS, PMMA, PBTB	ABS, PMMA, PBTB	ABS, PMMA, PBTB
Operating temperature	-25°C to +60°C	-25°C to +60°C	-25°C to +60°C	-25°C to +60°C
LED colour	Yellow, Green	Yellow, Green	Yellow, Green	Yellow, Green
Approvals/Marks	CE - cULus - ECOLAB	CE - cULus - ECOLAB	CE - cULus - ECOLAB	CE - cULus - ECOLAB



Photoelectric sensors

M18, DC, square type





Types	PH18.	PH18.	PH18.
Connections	2 m cable	M12 connector	Pigtail M12
			
Dimensions (mm)	15 x 21 (31.5) x 35	15 x 21 (31.5) x 35	15 x 21 (31.5) x 35
Diffuse reflective			
Sensing distance (Sn)	50 - 1000 mm	50 - 1000 mm	50 - 1000 mm
NPN NO+NC	PH18CND10NASA	PH18CND10NAM1SA	PH18CND10NAT1SA
PNP NC+NC	PH18CND10PASA	PH18CND10PAM1SA	PH18CND10PAT1SA
Retro reflective polariz.			
Sensing distance (Sn)	5 - 500 cm	5 - 500 cm	5 - 500 cm
NPN NO+NC	PH18CNP50NASA	PH18CNP50NAM1SA	PH18CNP50NAT1SA
PNP NO+NC	PH18CNP50PASA	PH18CNP50PAM1SA	PH18CNP50PAT1SA
Retro reflective			
Sensing distance (Sn)	5 - 650 cm	5 - 650 cm	5 - 650 cm
NPN NO+NC	PH18CNR65NASA	PH18CNR65NAM1SA	PH18CNR65NAT1SA
PNP NO+NC	PH18CNR65PASA	PH18CNR65PAM1SA	PH18CNR65PAT1SA
Through-beam emitter (E)			
Sensing distance (Sn)	1 - 20 m	1 - 20 m	1 - 20 m
	PH18CNT20	PH18CNT20M1	PH18CNT20T1
Through-beam receiver (R)			
Sensing distance (Sn)	1 - 20 m	1 - 20 m	1 - 20 m
NPN NO+NC	PH18CNT20NASA	PH18CNT20NAM1SA	PH18CNT20NAT1SA
PNP NO+NC	PH18CNT20PASA	PH18CNT20PAM1SA	PH18CNT20PAT1SA
Background suppression (BGS)			
Sensing distance (Sn)	8 - 200 mm	8 - 200 mm	8 - 200 mm
NPN NO+NC	PH18CNB20NASA	PH18CNB20NAM1SA	PH18CNB20NAT1SA
PNP NO+NC	PH18CNB20PASA	PH18CNB20PAM1SA	PH18CNB20PAT1SA
Specifications			
Operating frequency	500 Hz	500 Hz	500 Hz
Rated operating voltage	10 - 30 VDC	10 - 30 VDC	10 - 30 VDC
Voltage drop	≤ 2.0 VDC @ 100 mA	≤ 2.0 VDC @ 100 mA	≤ 2.0 VDC @ 100 mA
Degree of protection	IP 67 + IP 69K	IP 67 + IP 69K	IP 67 + IP 69K
Protection Short-circuit (S) Reverse polarity (P) Transients (T)	SPT	SPT	SPT
Supply current BGS, E + R	≤ 25 mA @ 24 VDC ≤ 40 mA @ 24 VDC	≤ 25 mA @ 24 VDC ≤ 40 mA @ 24 VDC	≤ 25 mA @ 24 VDC ≤ 40 mA @ 24 VDC
Housing material	ABS, PMMA	ABS, PMMA	ABS, PMMA
Operating temperature	-25°C to +60°C	-25°C to +60°C	-25°C to +60°C
LED colour	Yellow, Green	Yellow, Green	Yellow, Green
Approvals/Marks	CE - cULus - ECOLAB	CE - cULus - ECOLAB	CE - cULus - ECOLAB

Photoelectric sensors





M18 metal, DC, integrated amplifier

Types	E.18..	E.18..-1
Connections	2 m cable	M12 connector
		
Dimensions (mm)	M18 x 55	M18 x 67
Diffuse reflective		
Operating frequency	120 Hz	120 Hz
Sensing distance (Sn)	400 mm, adjustable	400 mm, adjustable
NPN NO+NC	EO1804NPAS	EO1804NPAS-1
PNP NC+NC	EO1804PPAS	EO1804PPAS-1
Retro reflective polariz.		
Operating frequency	100 Hz	100 Hz
Sensing distance (Sn)	2 m, adjustable	2 m, adjustable
NPN NO+NC	EP1820NPAS	EP1820NPAS-1
PNP NO+NC	EP1820PPAS	EP1820PPAS-1
Retro reflective		
Operating frequency	120 Hz	120 Hz
Sensing distance (Sn)	3 m, adjustable	3 m, adjustable
NPN NO+NC	ER1830NPAS	ER1830NPAS-1
PNP NO+NC	ER1830PPAS	ER1830PPAS-1
Through-beam emitter		
Sensing distance (Sn)	20 m	20 m
	ET1820	ET1820-1
Through-beam receiver		
Operating frequency	170 Hz	170 Hz
Sensing distance (Sn)	20 m, adjustable	20 m, adjustable
NPN NO+NC	ET1820NPAS	ET1820NPAS-1
PNP NO+NC	ET1820PPAS	ET1820PPAS-1
Fiber optic		
Operating frequency	120 Hz	120 Hz
Sensing distance (Sn)	Fibre dependent	Fibre dependent
NPN NO+NC	EF1801NPAS	EF1801NPAS-1
PNP NO+NC	EF1801PPAS	EF1801PPAS-1
Specifications		
Rated operating voltage	10 - 40 VDC	10 - 40 VDC
Voltage drop	≤ 2.5 VDC	≤ 2.5 VDC
Degree of protection	IP 67	IP 67
Protection Short-circuit (S) Rev. polarity (P) Transients (T)	SPT	SPT
Load current	< 200 mA	< 200 mA
Housing material	Nickel-plated brass	Nickel-plated brass
Operating temperature	-20°C to +60°C	-20°C to +60°C
LED colour	Yellow	Yellow
Approvals/Marks	CE	CE





Photoelectric sensors

	M18 plastic, AC, integrated amplifier		M18 metal, AC, integrated amplifier	
Types	PA18CL	PA18CL.M6	PA18AL	PA18AL..M6
Connections	2 m cable	M12 connector	2 m cable	M12 connector
				
Dimensions (mm)	M18 x 71.5	M18 x 83.5	M18 x 71.5	M18 x 83.5
Diffuse reflective				
Operating frequency	20 Hz	20 Hz	20 Hz	20 Hz
Sensing distance (Sn)	100 mm, fixed	100 mm, fixed		
Thyristor (SCR) NC	PA18CLD01TC	PA18CLD01TCM6		
Thyristor (SCR) NO	PA18CLD01TO	PA18CLD01TOM6		
Sensing distance (Sn)	200 mm, fixed	200 mm, fixed		
Thyristor (SCR) NC	PA18CLD02TC	PA18CLD02TCM6		
Thyristor (SCR) NO	PA18CLD02TO	PA18CLD02TOM6		
Sensing distance (Sn)	400 mm, fixed	400 mm, fixed		
Thyristor (SCR) NC	PA18CLD04TC	PA18CLD04TCM6		
Thyristor (SCR) NO	PA18CLD04TO	PA18CLD04TOM6		
Sensing distance (Sn)	400 mm, adjustable	400 mm, adjustable	400 mm, adjustable	400 mm, adjustable
Thyristor (SCR) NC	PA18CLD04TCSA	PA18CLD04TCM6SA	PA18ALD04TCSA	PA18ALD04TCM6SA
Thyristor (SCR) NO	PA18CLD04TOSA	PA18CLD04TOM6SA	PA18ALD04TOSA	PA18ALD04TOM6SA
Retro reflective polariz.				
Operating frequency	25 Hz	25 Hz	25 Hz	25 Hz
Sensing distance (Sn)	2 m, fixed	2 m, fixed	2 m, adjustable	2 m, adjustable
Thyristor (SCR) NC	PA18CLP20TC	PA18CLP20TCM6	PA18ALP20TCSA	PA18ALP20TCM6SA
Thyristor (SCR) NO	PA18CLP20TO	PA18CLP20TOM6	PA18ALP20TOSA	PA18ALP20TOM6SA
Retro reflective				
Operating frequency	20 Hz	20 Hz	20 Hz	20 Hz
Sensing distance (Sn)	3 m, fixed	3 m, fixed	3 m, adjustable	3 m, adjustable
Thyristor (SCR) NC	PA18CLR30TC	PA18CLR30TCM6	PA18ALR30TCSA	PA18ALR30TCM6SA
Thyristor (SCR) NO	PA18CLR30TO	PA18CLR30TOM6	PA18ALR30TOSA	PA18ALR30TOM6SA
Specifications				
Rated operating voltage	20 - 250 VAC	20 - 250 VAC	20 - 250 VAC	20 - 250 VAC
Voltage drop	≤ 10 VAC	≤ 10 VAC	≤ 10 VAC	≤ 10 VAC
Off state current	≤ 5 mA AC	≤ 5 mA AC	≤ 5 mA AC	≤ 5 mA AC
Degree of protection	IP 67	IP 67	IP 67	IP 67
Protection Short-circuit (S)				
Reverse polarity (P)	PT	PT	PT	PT
Transients (T)				
Load current	< 500 mA	< 500 mA	< 500 mA	< 500 mA
Housing material	Polyester (PBTP)	Polyester (PBTP)	Nickel-plated brass	Nickel-plated brass
Operating temperature	-20°C to +60°C	-20°C to +60°C	-20°C to +60°C	-20°C to +60°C
LED colour	Yellow	Yellow	Yellow	Yellow
Approvals/Marks	CE - UL - CSA	CE - UL - CSA	CE - UL - CSA	CE - UL - CSA

Photoelectric sensors

	Integrated amplifier		Integrated amplifier, transparent	
Types	PD30 - Advanced with teach			
Connections	2 m cable	M8 connector	2 m cable	M8 connector
				
Dimensions (mm)	10 x 30 x 20	10 x 30 x 20	10 x 30 x 20	10 x 30 x 20
Retro reflective				
Operating frequency	1000 Hz	1000 Hz	1000 Hz	1000 Hz
Sensing distance (Sn)	6 m, Teach-in	6 m, Teach-in	2 m, Teach-in	2 m, Teach-in
Mute NPN NO/NC	PD30CNR06NPMU	PD30CNR06NPM5MU	PD30CNG02NPMU	PD30CNG02NPM5MU
Mute PNP NO/NC	PD30CNR06PPMU	PD30CNR06PPM5MU	PD30CNG02PPMU	PD30CNG02PPM5MU
Dust NPN NO/NC	PD30CNR06NPDU	PD30CNR06NPM5DU		
Dust PNP NO/NC	PD30CNR06PPDU	PD30CNR06PPM5DU		
Remote NPN NO/NC	PD30CNR06NPRT	PD30CNR06NPM5RT	PD30CNG02NPRT	PD30CNG02NPM5RT
Remote PNP NO/NC	PD30CNR06PPRT	PD30CNR06PPM5RT	PD30CNG02PPRT	PD30CNG02PPM5RT
Retro reflective polarized				
Operating frequency	1000 Hz	1000 Hz		
Sensing distance (Sn)	6 m, Teach-in	6 m, Teach-in		
Mute NPN NO/NC	PD30CNP06NPMU	PD30CNP06NPM5MU		
Mute PNP NO/NC	PD30CNP06PPMU	PD30CNP06PPM5MU		
Dust NPN NO/NC	PD30CNP06NPDU	PD30CNP06NPM5DU		
Dust PNP NO/NC	PD30CNP06PPDU	PD30CNP06PPM5DU		
Remote NPN NO/NC	PD30CNP06NPRT	PD30CNP06NPM5RT		
Remote PNP NO/NC	PD30CNP06PPRT	PD30CNP06PPM5RT		
Through-beam emitter				
Sensing distance (Sn)	15 m, Teach-in	15 m, Teach-in		
NPN	PD30CNT15NMU	PD30CNT15NM5MU		
PNP	PD30CNT15PMU	PD30CNT15PM5MU		
Through-beam receiver mute function				
Operating frequency	1000 Hz	1000 Hz		
Sensing distance (Sn)	15 m, Teach-in	15 m, Teach-in		
Remote NPN NO/NC	PD30CNT15NPRT	PD30CNT15NPM5RT		
Remote PNP NO/NC	PD30CNT15PPRT	PD30CNT15PPM5RT		
Dust NPN NO/NC	PD30CNT15NPDU	PD30CNT15NPM5DU		
Dust PNP NO/NC	PD30CNT15PPDU	PD30CNT15PPM5DU		
Specifications				
Rated operating voltage	10 - 30 VDC	10 - 30 VDC	10 - 30 VDC	10 - 30 VDC
Voltage drop	≤ 2.4 VDC@100 mA	≤ 2.4 VDC@100 mA	≤ 2.4 VDC@100 mA	≤ 2.4 VDC@100 mA
Degree of protection	IP 67	IP 67	IP 67	IP 67
Protection Short-circuit (S)				
Reverse polarity (P)	SPT	SPT	SPT	SPT
Transients (T)				
Load current	≤ 100 mA	≤ 100 mA	≤ 100 mA	≤ 100 mA
Housing material	ABS	ABS	ABS	ABS
Operating temperature	-25°C to +55°C	-25°C to +55°C	-25°C to +55°C	-25°C to +55°C
LED colour	Yellow + Green	Yellow + Green	Yellow + Green	Yellow + Green
Approvals/Marks	CE	CE	CE	CE
UL508	cULus	cULus	cULus	cULus

Photoelectric sensors

	Integrated amplifier, diffuse reflective		Laser miniature, DC, integrated amplifier	
Types	PD30 - Advanced with teach		LD32	LD32
Connections	2 m cable	M8 connector	2 m cable	M8 connector
				
Dimensions (mm)	10 x 30 x 20	10 x 30 x 20	12 x 20 x 32	12 x 20 x 32
Diffuse reflective				
Operating frequency	1000 Hz	1000 Hz	4000 Hz	4000 Hz
Sensing distance (Sn)	1 m, Teach-in	1 m, Teach-in	150 mm, Teach-in	150 mm, Teach-in
NPN NO+NC			LD32CND15NPT	LD32CND15NPM5T
PNP NO+NC			LD32CND15PPT	LD32CND15PPM5T
Dust output				
NPN NO/NC	PD30CND10NPDU	PD30CND10NPM5DU		
PNP NO/NC	PD30CND10PPDU	PD30CND10PPM5DU		
Remote teach				
NPN NO/NC	PD30CND10NPRT	PD30CND10NPM5RT		
PNP NO/NC	PD30CND10PPRT	PD30CND10PPM5RT		
Diffuse reflective background suppress.				
Operating frequency	1000 Hz	1000 Hz	4000 Hz	4000 Hz
Sensing distance (Sn)	150 mm, Teach-in	150 mm, Teach-in	60 mm, Teach-in	60 mm, Teach-in
NPN NO+NC	PD30CNB15NPRT	PD30CNB15NPM5RT	LD32CNB06NPT	LD32CNB06NPM5T
PNP NO+NC	PD30CNB15PPRT	PD30CNB15PPM5RT	LD32CNB06PPT	LD32CNB06PPM5T
Retro reflective polarized				
Operating frequency			4000 Hz	4000 Hz
Sensing distance (Sn)			1 m, Teach-in	1 m, Teach-in
NPN NO+NC			LD32CNP10NPT	LD32CNP10NPM5T
PNP NO+NC			LD32CNP10PPT	LD32CNP10PPM5T
Specifications				
Rated operating voltage	10 - 30 VDC	10 - 30 VDC	10 - 30 VDC	10 - 30 VDC
Voltage drop	≤ 2.4 VDC@100 mA	≤ 2.4 VDC@100 mA	≤ 2.4 VDC	≤ 2.4 VDC
Degree of protection	IP 67	IP 67	IP 67	IP 67
Protection Short-circuit (S)				
Reverse polarity (P)	SPT	SPT	SPT	SPT
Transients (T)				
Load current	≤ 100 mA	≤ 100 mA	≤ 100 mA	≤ 100 mA
Housing material	ABS	ABS	ABS	ABS
Operating temperature	-25°C to +55°C	-25°C to +55°C	-25°C to +60°C	-25°C to +60°C
LED colour	Yellow + Green	Yellow + Green	Yellow + Green	Yellow + Green
Approvals/Marks UL508	CE cULus	CE cULus	CE	CE
Light Source			Laser Class 2	Laser Class 2

Photoelectric sensors

Integrated amplifier

PD30 - Basic with potentiometer

Types

Connections

2 m cable

M8 connector



Dimensions (mm)

10 x 30 x 20

10 x 30 x 20

Retro reflective

Operating frequency

1000 Hz

1000 Hz

Sensing distance (Sn)

6 m

6 m

NPN NO/NC

PD30CNR60NASA

PD30CNR60NAM5SA

PNP NO/NC

PD30CNR60PASA

PD30CNR60PAM5SA

Retro reflective polarized

Operating frequency

1000 Hz

1000 Hz

Sensing distance (Sn)

6 m

6 m

NPN NO/NC

PD30CNP60NASA

PD30CNP60NAM5SA

PNP NO/NC

PD30CNP60PASA

PD30CNP60PAM5SA

Through-beam emitter

Sensing distance (Sn)

15 m

15 m

PD30CNT15

PD30CNT15M5

Through-beam receiver

Operating frequency

500 Hz

500 Hz

Sensing distance (Sn)

15 m

15 m

NPN NO/NC

PD30CNT15NASA

PD30CNT15NAM5SA

PNP NO/NC

PD30CNT15PASA

PD30CNT15PAM5SA

Specifications

Rated operating voltage

10 - 30 VDC

10 - 30 VDC

Voltage drop

≤ 2.0 VDC@100 mA

≤ 2.0 VDC@100 mA

Degree of protection

IP 67

IP 67

Protection Short-circuit (S)

Reverse polarity (P)

Transients (T)

SPT

SPT

Load current

≤ 100 mA

≤ 100 mA

Housing material

ABS

ABS

Operating temperature

-25°C to +60°C

-25°C to +60°C

LED colour

Yellow + Green

Yellow + Green

Approvals/Marks

UL508

CE

cULus

CE

cULus

Photoelectric sensors

Integrated amplifier

Types PD30 - Basic with potentiometer

Connections	2 m cable	M8 connector
-------------	-----------	--------------



Dimensions (mm)	10 x 30 x 20	10 x 30 x 20
-----------------	--------------	--------------

Diffuse reflective

Operating frequency	1000 Hz	1000 Hz
Sensing distance (Sn)	1 m	1 m
NPN NO+NC	PD30CND10NASA	PD30CND10NAM5SA
PNP NO+NC	PD30CND10PASA	PD30CND10PAM5SA

Diffuse reflective background suppression, red light

Operating frequency	500 Hz	500 Hz
Sensing distance (Sn)	200 mm	200 mm
NPN NO+NC	PD30CNB20NASA	PD30CNB20NAM5SA
PNP NO+NC	PD30CNB20PASA	PD30CNB20PAM5SA

Diffuse reflective background suppression, infrared light





Operating frequency	500 Hz	500 Hz
Sensing distance (Sn)	200 mm	200 mm
NPN NO+NC	PD30CNB20NAIS	PD30CNB20NAM5IS
PNP NO+NC	PD30CNB20PAIS	PD30CNB20PAM5IS

Specifications

Rated operating voltage	10 - 30 VDC	10 - 30 VDC
Voltage drop	≤ 2.0 VDC@100 mA	≤ 2.0 VDC@100 mA
Degree of protection	IP 67	IP 67
Protection Short-circuit (S) Reverse polarity (P) Transients (T)	SPT	SPT
Load current	≤ 100 mA	≤ 100 mA
Housing material	ABS	ABS
Operating temperature	-25°C to +60°C	-25°C to +60°C
LED colour	Yellow + Green	Yellow + Green
Approvals/Marks UL508	CE cULus	CE cULus

Photoelectric sensors

Through-beam, transistor output

Types	PB10..	PA12	PB18..	PE12..
Connections	5 m cable	M12 connector	5 m cable	5 m cable
				
Dimensions (mm)	Ø10	M12	Ø18	Ø12
Through-beam emitter				
Sensing distance (Sn)	20 m	20 m	15 m	15 m
Single channel	PB10CNT20	PA12BNT20	PB18CNT15	PE12CNT15
Channel 1	PB10C1T20	PA12B1T20		PE12C1T15
Channel 2	PB10C2T20	PA12B2T20		PE12C2T15
Channel 3	PB10C3T20	PA12B3T20		PE12C3T15
Through-beam receiver				
Operating frequency	100 Hz (for 3 ch 30 Hz)	100 Hz (for 3 ch 30 Hz)	100 Hz	100 Hz
Sensing distance (Sn)	25 m	25 m	15 m	15 m
NPN NO Single channel	PB10CNT20NO	PA12BNT20NO	PB18CNT15NO	PE12CNT15NO
NPN NC Single channel	PB10CNT20NC	PA12BNT20NC	PB18CNT15NC	PE12CNT15NC
PNP NO Single channel	PB10CNT20PO	PA12BNT20PO	PB18CNT15PO	PE12CNT15PO
PNP NC Single channel	PB10CNT20PC	PA12BNT20PC	PB18CNT15PC	PE12CNT15PC
NPN NO Channel 1	PB10C1T20NO	PA12B1T20NO		PE12C1T15NO
NPN NC Channel 1	PB10C1T20NC	PA12B1T20NC		PE12C1T15NC
PNP NO Channel 1	PB10C1T20PO	PA12B1T20PO		PE12C1T15PO
PNP NC Channel 1	PB10C1T20PC	PA12B1T20PC		PE12C1T15PC
NPN NO Channel 2	PB10C2T20NO	PA12B2T20NO		PE12C2T15NO
NPN NC Channel 2	PB10C2T20NC	PA12B2T20NC		PE12C2T15NC
PNP NO Channel 2	PB10C2T20PO	PA12B2T20PO		PE12C2T15PO
PNP NC Channel 2	PB10C2T20PC	PA12B2T20PC		PE12C2T15PC
NPN NO Channel 3	PB10C3T20NO	PA12B3T20NO		PE12C3T15NO
NPN NC Channel 3	PB10C3T20NC	PA12B3T20NC		PE12C3T15NC
PNP NO Channel 3	PB10C3T20PO	PA12B3T20PO		PE12C3T15PO
PNP NC Channel 3	PB10C3T20PC	PA12B3T20PC		PE12C3T15PC
Specifications				
Rated operating voltage	10 - 30 VDC	10 - 30 VDC	10 - 30 VDC	10 - 30 VDC
Voltage drop	≤ 1.5 VDC	≤ 1.5 VDC	≤ 1.5 VDC	≤ 1.5 VDC
Degree of protection	IP 67	IP 67	IP 67	IP 67
Protection Short-circuit (S) Reverse polarity (P) Transients (T)	SPT	SPT	SPT	SPT
Load current	≤ 100 mA	≤ 100 mA	≤ 100 mA	≤ 100 mA
Housing material	PC	PC	PTE	PC
Operating temperature	-20°C to +50°C	-20°C to +50°C	-20°C to +50°C	-20°C to +50°C
LED colour	Green (E), Yellow (R)	Green (E), Yellow (R)		Green (E), Yellow (R)
Approvals/Marks UL 508 UL 325	CE cULus cURus	CE UL - cUL UR - cURus	CE cULus cURus	CE cULus cURus

NB! For pig-tail connector versions add C2 after the part number

Photoelectric sensors

DC, integrated amplifier

Types	PD70	PD112	PA.	PB.
Connections	2 m cable or connector		2 m cable or connector	
				

Dimensions (mm)	11.6 x 11.6 x 70	112 x 45 x 25	36 x 18 x 63	18 x 75 x 36
-----------------	------------------	---------------	--------------	--------------

Diffuse reflective background suppress.

Operating frequency		Door Mode 16.7 Hz Industri mode 250 Hz	1000 Hz	1000 Hz
Sensing distance (Sn)		2.5 m, adjustable	150 mm, adjustable	150 mm, adjustable
Cable		2 m	2 m	2 m
NPN/PNP, NO+NC		-	PA15INPA/PA15IPPA	PB15INPA/PB15IPPA
NPN+PNP, NO/NC		PD112CNB25BP	-	-
Connector		M12	M12	M12
NPN/PNP, NO+NC		-	PB15INPA/PB15IPPA	PB15INPA-1/PB15IPPA-1
NPN+PNP, NO/NC		PD112CNB25BPM1		

Retro reflective polariz.

Operating frequency			1000 Hz	1000 Hz
Sensing distance (Sn)			3 m, adjustable	3 m, adjustable
Cable			2 m	2 m
NPN/PNP, NO+NC			PA3PNPA/PA3PPPA	PB3PNPA/PB3PPPA
Connector			M12	M12
NPN/PNP, NO+NC			PB3PNPA/PB3PPPA	PB3PNPA-1/PB3PPPA-1

Through-beam




Operating frequency	100 Hz			
Sensing distance (Sn)	12 m, adjustable			
Cable	2 m			
NPN NO (Receiver)	PD70CNT12NO			
NPN NC (Receiver)	PD70CNT12NC			
PNP NO (Receiver)	PD70CNT12PO			
PNP NC (Receiver)	PD70CNT12PC			
Mute High (Em itter)	PD70CNT12MH			
Mute Low (Emitter)	PD70CNT12ML			
Connector	M8			
NPN NO (Receiver)	PD70CNT12NOM5			
NPN NC (Receiver)	PD70CNT12NCM5			
PNP NO (Receiver)	PD70CNT12POM5			
PNP NC (Receiver)	PD70CNT12PCM5			
Mute High (Emitter)	PD70CNT12M5MH			
Mute Low (Emitter)	PD70CNT12M5ML			

Specifications

Rated operating voltage	10 - 30 VDC	10 - 30 VDC	10 - 30 VDC	10 - 30 VDC
Voltage drop	≤ 1.8 VDC	≤ 2.5 VDC	≤ 2.5 VDC	≤ 2.5 VDC
Degree of protection	IP 67	IP 67	IP 67	IP 67
Protection Short-circuit (S)				
Reverse polarity (P)	SPT	SPT	SPT	SPT
Transients (T)				
Load current	≤ 100 mA	< 200 mA	< 200 mA	< 200 mA
Housing material	PC Black	PC Black	Aluminium	Reinforced ABS
Operating temperature	-25°C to +55°C	-25°C to +55°C	-25°C to +60°C	-25°C to +60°C
LED colour	Yellow, Receiver output Green, Emitter power ON	Yellow, Output Green, Power ON	Yellow	Yellow
Approvals/Marks	CE - cURus	CE - cULus	CE	CE

Photoelectric sensors

Integrated amplifier

Types	PC50	PC50..M1	PC50
Connections	2 m cable	M12 connector	2 m cable
			
Dimensions (mm)	17 x 50 x 50	17 x 50 x 50	17 x 50 x 50
Diffuse reflective			
Operating frequency	500 Hz	500 Hz	20 Hz
Sensing distance (Sn)	1 m, adjustable	1 m, adjustable	
NPN/PNP NO+NC	PC50CND10BA	PC50CND10BAM1	
Sensing distance (Sn)	2 m, adjustable	2 m, adjustable	
NPN/PNP NO+NC	PC50CND20BA	PC50CND20BAM1	
Sensing distance (Sn)			1 m, adjustable
Relay SPDT Multivoltage			PC50CND10RP
Sensing distance (Sn)			2 m, adjustable
Relay SPDT Multivoltage			PC50CND20RP
Diffuse reflective background suppress.			
Operating frequency	250 Hz	250 Hz	
Sensing distance (Sn)	500 mm, adjustable	500 mm, adjustable	
NPN/PNP NO+NC	PC50CNB50BA	PC50CNB50BAM1	
Retro reflective polarized			
Operating frequency	500 Hz	500 Hz	20 Hz
Sensing distance (Sn)	6 m, adjustable	6 m, adjustable	6 m, adjustable
NPN/PNP NO+NC	PC50CNP06BA	PC50CNP06BAM1	
Mute High	PC50CNP06BAMH	PC50CNP06BAM1MH	
Mute Low	PC50CNP06BAML	PC50CNP06BAM1ML	
Relay SPDT Multivoltage			PC50CNP06RP
Retro reflective			
Operating frequency	500 Hz	500 Hz	20 Hz
Sensing distance (Sn)	10 m, adjustable	10 m, adjustable	10 m, adjustable
NPN/PNP NO+NC	PC50CNR10BA	PC50CNR10BAM1	
Relay SPDT Multivoltage			PC50CNP10RP
Through-beam emitter			
Sensing distance (Sn)	20 m	20 m	20 m
	PC50CNT20B	PC50CNT20BM1	PC50CNT20R
Through-beam receiver			
Operating frequency	500 Hz	500 Hz	20 Hz
Sensing distance (Sn)	20 m, adjustable	20 m, adjustable	20 m, adjustable
NPN/PNP NO+NC	PC50CNT20BA	PC50CNT20BAM1	-
Relay SPDT Multivoltage			PC50CNT20RP
Specifications			
Rated operating voltage	10 - 30 VDC	10 - 30 VDC	12-240 VDC/24-240 VAC
Voltage drop	≤ 2.5 VDC	≤ 2.5 VDC	Relay SPDT
Degree of protection	IP 67	IP 67	IP 67
Protection Short-circuit (S)			
Reverse polarity (P)	SPT	SPT	PT
Transients (T)			
Load current	≤ 200 mA	≤ 200 mA	≤ 3 mA
Housing material	Reinforced ABS/PC	Reinforced ABS/PC	Reinforced ABS/PC
Operating temperature	-20°C to +60°C	-20°C to +60°C	-20°C to +60°C
LED colour	Yellow + Green	Yellow + Green	Yellow + Green
Approvals/Marks	CE - UL - CSA	CE - UL - CSA	CE - UL - CSA

Photoelectric sensors

Integrated amplifier colour sensors

Types	PD12CNC..BPT
Connections	M12 connector



Dimensions (mm)	61 x 26 x 115
------------------------	----------------------

Diffuse reflective

Operating frequency	500 Hz
Sensing distance (Sn)	2 to 60 mm (fiber depend.)
NPN/PNP NO+PC	PD12CNC01BPM1T 1 Output
NPN/PNP NO+PC	PD12CNC04BPM1T 4 Output





Accessories: fibres

Dist. 18 mm	FPDC 01 SCC 100
Dist. 40-60 mm	FPDC 02 SCC 100
Dist. 4-6 mm	FPDC 03 SCC 100
Dist. 2-6 mm	FPDC 04 SCC 100
Dist. 4 mm	FPDC 05 SCC 100





General specifications

Rated operating voltage	24 VDC
Voltage drop	≤ 2.2 VDC
Degree of protection	IP 65
Protection Short-circuit (S)	
Reverse polarity (P)	SPT
Transients (T)	
Load current	< 100 mA
Housing material	Polycarbonate
Operating temperature	0°C to +40°C
LED colour	Yellow + Green
Approvals/Marks	CE - cUL

Photoelectric sensors




	Integrated amplifier		Fork sensor	
Types	PD60..	PD60..M5	PF80..	PF74..
Connections	2 m cable	M8 connector	M8 connector	5 m cable
				
Dimensions (mm)	13 x 30 x 60	13 x 30 x 60	12 x 37.5 x 80	15 x 60 x 74
Transparent detection				
Operating frequency	1000 Hz	1000 Hz		
Sensing distance (Sn)	0.8 m, Teach-in	0.8 m, Teach-in		
NPN/PNP NO+NC	PD60CNG08BPT	PD60CNG08BPM5T		
Sensing distance (Sn)	1.4 m, Teach-in	1.4 m, Teach-in		
NPN/PNP NO+NC	PD60CNG14BPT	PD60CNG14BPM5T		
Fibre optical sensor plastic fibres				
Operating frequency	1000 Hz	1000 Hz		
Sensing distance (Sn)	200 mm	200 mm		
NPN/PNP NO+NC	PD60CNX20BP	PD60CNX20BPM5		
Sensing distance (Sn)	200 mm, Teach-in	200 mm, Teach-in		
NPN/PNP NO+NC	PD60CNX20BPT	PD60CNX20BPM5T		
Fibre optical sensor glass fibres				
Operating frequency	1000 Hz	1000 Hz		
Sensing distance (Sn)	200 mm	200 mm		
NPN/PNP NO+NC	PD60CNV20BP	PD60CNV20BPM5		
Sensing distance (Sn)	200 mm, Teach-in	200 mm, Teach-in		
NPN/PNP NO+NC	PD60CNV20BPT	PD60CNV20BPM5T		
Contrast sensor				
Operating frequency	20 kHz	20 kHz		
Sensing distance (Sn)	18 mm (fibre depend.)	18 mm (fibre depend.)		
NPN/PNP NO+NC	PD60CNK18BPT	PD60CNK18BPM5T		
Fork sensor				
Operating frequency			10 kHz	≤ 1100Hz
Sensing distance (Sn)			3 mm, Slot width	30 mm, Slot width
NPN/PNP NO+NC			PF80FNT03BPM5T	
PNP N.O., NPN N.C.				PF74CNT30BC
PNP N.C., NPN N.O.				PF74CNT30BO
General specifications				
Rated operating voltage	10 - 30 VDC	10 - 30 VDC	10 - 30 VDC	19.2 - 28.8 VDC
Voltage drop	≤ 2.0 VDC	≤ 2.0 VDC	≤ 2.0 VDC @ 100 mA ≤ 1.0 VDC @ 10 mA	≤ 1.5 VDC @ 100 mA
Degree of protection	IP 65 (IP 67 CNG type)	IP 65 (IP 67 CNG type)	IP65	IP65
Protection Short-circuit (S)				
Reverse polarity (P)	SPT	SPT	ST	SPT
Transients (T)				
Load current	≤ 100 mA	≤ 100 mA	≤ 40 mA	≤ 30 mA
Housing material	PC	PC	Aluminium, black	PC, black
Operating temperature	0°C to +60°C	0°C to +60°C	-20°C to +60°C	-25°C to +60°C
LED colour	Red	Red	Yellow + Red	Yellow + Green
Approvals/Marks	CE - UL - cUL	CE - UL - cUL	CE	CE

Photoelectric sensors





	Integrated amplifier relay output			Through-beam relay output
Types	PM..	PM..	PD86	PD98
Connections	Terminals single relay	Terminal block mute input	Terminal block mute input	Terminal block mute input
				
Dimensions (mm)	25 x 65 x 81	25 x 65 x 81	86 x 44 x 39	98 x 56 x 37
Diffuse reflective				
Oper. freq. / Sens. dist. (Sn)	20 Hz			
Sensing distance (Sn)	0.8 m, adjustable			
Relay SPDT Multivoltage	PMD8RG / RGT PMD8RI / RIT			
Retro reflective polariz.				
Oper. freq. / Sens. dist. (Sn)	20 Hz / 12 m, fixed	20 Hz / 12 m, fixed	20 Hz / 12 m, fixed	
Relay SPDT Multivoltage	PMP12RG / PMP12RI		PD86CNP12QPMU	
Relay SPST (PC)	PMP12RGM / PMP12RIM		PD86HNP12QPMU-01C	
Relay SPST (ZAMAK)				
Retro reflective				
Oper. freq. / Sens. dist. (Sn)	20 Hz / 10 m, fixed			
Relay SPDT Multivoltage	PMR10RG / RGT			
Relay SPST	PMR10RI / RIT			
Through-beam emitter				
Sensing distance (Sn)	20 m	20 m	30 m (15 m default)	
	PMT20G / PMT20I	PMT20GM / PMT20IM	PD98CNT30QMU*	
Through-beam receiver				
Oper. freq. / Sens. dist. (Sn)	20 Hz / 20 m, fixed	20 Hz / 20 m, fixed	25 Hz / 30 m (15 m default)	
Relay SPDT Multivoltage	PMT20RG / RGT PMT20RI / RIT			
Relay SPST				
General specifications				
Rated operating voltage	12 - 240 VDC / 24 - 240 VAC	24 VAC/DC ±20%	24 VAC/DC ±20%	12 V to 24 VAC/DC
Voltage drop	Relay SPDT	Relay SPST	Relay SPST	Relay DPDT
Degree of protection	IP 67	IP 67	IP 66	IP 54
Protection Short-circuit (S)				
Reverse polarity (P)	PT	PT	PT	PT
Transients (T)				
Load current	≤ 3 A	≤ 3 A	1 A (AC), 0.5 A (DC)	1 A (AC), 0.5 A (DC)
Housing material	PC/ABS	PC/ABS	PD86C.. : PC + PMMA PD86H.. : ZAMAK + PMMA	PC/ABS
Operating temperature	-25°C to +55°C	-25°C to +55°C	-25°C to +60°C	-25°C to +60°C
LED colour	Yellow	Yellow	Yellow + Green	Yellow (receiver)
Approvals/Marks	CE - UL - CSA	CE - UL325 - UL508	CE - UL325 - UL508	CE - UL325
Remarks	G = PG 13.5 Outlet I = ½" NPT Outlet T = Timer	G = PG 13.5 Outlet I = ½" NPT Outlet Mute input	Mute input	Mute input

* Item number set, emitter + receiver.

Photoelectric sensors





	Edge infrared photoelectric safety switch	Heavy duty infrared barrier	Through-beam relay output
Types	IREPSS1	IRPHS20 / IRPHS60	PD180
Connections	Terminal block	Terminal block	Terminal block
			
Dimensions (mm)	34 x 190 x 32	60 x 130 x 52	180 x 51 x 49
Through-beam range			
Indoor sensing distance (max) m	10	20 / 60	15 / 30
General specifications			
Technology	Infrared	Infrared	Infrared
Supply voltage Receiver or Emitter	12/24 VAC/VDC (depending on jumper insertion)	12/24 VAC/VDC (depending on jumper insertion)	12 + 24 VAC/DC
Battery Supply Emitter			2 x 3,6 VDC, 2100 mAH Lithium Batteries size AA
Consumption	60 mA to 24 VAC (tx + rx)	110 mA to 24 VAC (tx + rx)	35 mA DC (55 mA DC with low battery alarm)
Output	changeover relay SPDT	NO and NC with double relay in series	2 x SPST
Contact rating	1A@24VAC (resistive load)	1A@24VAC (resistive load)	1A@30VDC (resistive load)
Approvals	CE	CE	CE - UL325
Conformity	EN 12453, EN 954-1, RoHS	EN 12453, EN 954-1, RoHS	EN 12445, EN12453, EN12978, RoHS
Test input			Emitter test input
Environmental specifications			
Wavelength	950 nm	950 nm	850 nm
Operating temperature	-20°C to +60°C	-20°C to +60°C	-25°C to +55°C
Degree of protection	IP 54	IP 66	IP 55
Mechanical specifications			
LED transmitter	Power signal	Power signal	None (energy saving)
LED receiver	Signal for alignment with transmitter	Signal for alignment with transmitter	Power ON - Green LED Output - Yellow LED
Optical adjustment		Horizontal 180°	Horizontal 200° Vertical ±30°
Mounting	Wall or ceiling mounted type	Wall mounted type	Wall mounted type
Weight	310g (couple)	940g (couple)	Emitter 270g Receiver 230g
Comments			Emitter is supplied with 2 x 3.6 VDC 2100 mAH Lithium Batteries

Photoelectric sensors

	Sensors	Amplifier 1-channel	Amplifier 2-channel	Amplifier 3-channel
Types	MPF..	MPF1..	MPF2..	MPF3..
Connections	10 m cable	Terminals	Terminals	Terminals
				
Dimensions (mm)	See sensor type	70 x 57 x 86	70 x 57 x 86	70 x 57 x 86
Amplifier				
		1-Channel	2-Channel	3-Channel
12-24 VAC/DC ±15% Low current		MPF1-912RSL	MPF2-912RSL	MPF3-912RSL
12-24 VAC/DC ±15%		MPF1-912RS	MPF2-912RS	MPF3-912RS
115 VAC ±15%		MPF1-115RS	MPF2-115RS	MPF3-115RS
230 VAC ±15%		MPF1-230RS	MPF2-230RS	MPF3-230RS
Through-beam emitter		Output and function selection		
Sensing distance (Sn)	15 m	No Dist Adjust		Dist Adjust
Ø12 x 20	MPFT15-4 (C)	Normal Mute	Inverted Mute	Normal Mute Inverted Mute
D11 x 24.5	MPFT11-D11-4 (C)			
D18 x 25	MPFT15-D18-4 (C)	RS	RSI	RSA RSAI
M14 x 23	MPFT15-M14-4 (C)	RSL	RSLI	RSLA RSLAI
Through-beam receiver				
Sensing distance (Sn)	15 m			
Ø12 x 20	MPFR-4 (C)			
D11 x 24.5	MPFR-D11-4 (C)			
D18 x 25	MPFR-D18-4 (C)			
M14 x 23	MPFR-M14-4 (C)			
General specifications				
Rated operating voltage	Powered by amplifier	See amplifier reference	See amplifier reference	See amplifier reference
Output		1 x 2 SPST in series	2 x 2 SPST in series	3 x 2 SPST in series
Low current resistive load		RS type: 2 A@240 VAC/30 VDC RSL type: 0.5 A@50 VAC/30 VAC	RS type: 2 A@240 VAC/30 VDC RSL type: 0.5 A@50 VAC/30 VAC	RS type: 2 A@240 VAC/30 VDC RSL type: 0.5 A@50 VAC/30 VAC
Operating frequency	Amplifier dependent	10 Hz	10 Hz	10 Hz
Degree of protection	IP 67	IP 40	IP 40	IP 40
Protection Short-circuit (S) Reverse polarity (P) Transients (T)	SPT	PT	PT	PT
Housing material -Amplifier -Sensor Ø12+D11+D18 -Sensor	PC + ABS PC + Stainless steel	PC	PC	PC
Operating temperature	-20°C to +60°C	-20°C to +60°C	-20°C to +60°C	-20°C to +60°C
LED colour		Yellow	Yellow	Yellow
Approvals/Marks	CE - UL325 - UL508	CE - UL325 - UL508	CE - UL325 - UL508	CE - UL325 - UL508
Remarks	C = Pigtail connector version			
Optical angle (degrees)	±5			

Photoelectric sensors

Sensors for amplifiers

Types	MOF..	MOF.. ATEX	MNF..	MDF..
Connections	10 m cable	Terminals	Terminals	Terminals
				
Dimensions (mm)	Ø 10 x 42	Ø 10 x 42	Ø 20 x 80	Ø 13.5 x 55
Through-beam emitter				
Sensing distance (Sn)	20 m	20 m		
Max. ±2° optical angle	MOFT20 MOFT20-M12-2	MOFT20AX MOFT20-M12-2AX		
Sensing distance (Sn)	50 m			
Max. ±2° optical angle	MOFT50 MOFT50-M12-2			
Sensing distance (Sn)	20 m	20 m		
Max. ±5° optical angle	MOFT20-5 MOFT20-M12-5	MOFT20-5AX MOFT20-M12-5AX		
Sensing distance (Sn)	20 m	20 m	15 m	30 m
Max. ±8° optical angle	MOFT20-8 MOFT20-M12-8 MOFT20-M14-8	MOFT20-8AX MOFT20-M12-8AX MOFT20-M14-8AX	MNFT15	MDFT30
Through-beam receiver				
Operating frequency	Amplifier dependent	Amplifier dependent	Amplifier dependent	Amplifier dependent
Sensing distance (Sn)	See emitter	See emitter	See emitter	See emitter
Max. ±2° optical angle	MOFR MOFR-M12-2	MOFRAX MOFR-M12-2AX		
Max. ±5° optical angle	MOFR-5 MOFR-M12-5	MOFR-5AX MOFR-M12-5AX		
Max. ±8° optical angle	MOFR-8 MOFR-M12-8 MOFR-M14-8	MOFR-8AX MOFR-M12-8AX MOFR-M14-8AX	MNFR15	MDFR30
General specifications				
Rated operating voltage	Powered by Amplifier	Powered by Amplifier	Powered by Amplifier	Powered by Amplifier
Output	On Amplifier	On Amplifier	On Amplifier	On Amplifier
Operating frequency	See Amplifier type: S142.. - S143.. - PAM..	See Amplifier type: S142.. - S143.. - PAM..	See Amplifier type: S142.. - S143.. - PAM..	See Amplifier type: S142.. - S143.. - PAM..
Degree of protection	IP66 - IP67	IP66 - IP67	IP67	IP67
Protection Short-circuit (S) Reverse polarity (P) Transients (T)	SPT	SPT	SPT	SPT
Housing material sensor	Ø10: PC M14 + M14: PC + SS	Ø10: PC M14 + M14: PC + SS	PC M14 + M14: PC + SS	Acetal, glass reinforced
Operating temperature	-20°C to +60°C	-20°C to +60°C	-20°C to +60°C	-20°C to +60°C
LED colour	None	None	None	None
Approvals/Marks	CE	CE - ATEX	CE	CE

Photoelectric sensors

Types

Amplifiers for sensors

Connections

11-pole plug

11-pole plug

11-pole plug



Dimensions (mm)	35 x 80 x 81.5	35 x 80 x 81.5	35 x 80 x 81.5
Description	Standard amplifier with Sensor diagnostics and adjustable sensing distance	As S142A but with adjustable time delay	As S142A but with Master / Slave function for high neighbour immunity





References amplifier

1 x SPDT relay	S142ARNN924	S142BRNN924	
1 x NPN Output	S142ARNN024	S142BRNN024	
1 x NPN Alarm Output	S142ARNN115 S142ARNN230	S142BRNN115 S142BRNN230	
1 x SPDT relay	S142ARNT924	S142BRNT924	
1 x NPN Output or alarm	S142ARNT024		
1 x Emitter mute input	S142ARNT115 S142ARNT230	S142BRNT115 S142BRNT230	
1 x PNP Output	S142APPT924	S142BPPT924	
1 x PNP Alarm Output	S142APPT115	S142BPPT115	
1 x Emitter mute input	S142APPT230	S142BPPT230	
1 x SPDT relay			S142CRXA924
A - Auto distance adjustment			S142CRXA115 S142CRXA230
M - Manual distance adjustment			S142CRXM924 S142CRXM115 S142CRXM230




General specifications

Rated operating voltage			
924	24 VAC/DC	24 VAC/DC	24 VAC/DC
115	115 VAC	115 VAC	115 VAC
230	230 VAC	230 VAC	230 VAC
Relay load current resistive load	10 A @ 250 VAC / 25 VDC SPD	10 A @ 250 VAC / 25 VDC SPD	10 A @ 250 VAC / 25 VDC SPD
Transistor Load current	100 mA 40 VDC	100 mA 40 VDC	
Operation frequency	20 Hz	20 Hz, no timer	15 Hz @ 2 systems 4 Hz @ 6 systems
Degree of protection	IP 20	IP 20	IP 20
Protection Short-circuit (S)			
Reverse polarity (P)	SPT	SPT	S
Transients (T)			
Housing material	Noryl SE1, Light grey	Noryl SE1, Light grey	Noryl SE1, Light grey
Operating temperature	-20°C to +50°C	-20°C to +50°C	-20°C to +50°C
Approvals/Marks	CE - UL - CSA	CE - UL - CSA	CE - UL - CSA

Photoelectric sensors


Types	S1430 UAP..	S1430 RAL..	S1430 ROS..	PAM...
Connections	1 1-pole plug	11-pole plug	11-pole plug	Terminals
				
Dimensions (mm)	35 x 80 x 81.5	35 x 80 x 81.5	35 x 80 x 81.5	2, 3, 4, 5, 6 DIN housing
Description	3 input 3 transistors outputs	3 input 3 transistors outputs	3 input 3 double relay outputs	2-4-6-8 or 10 channel modular system
References amplifier				
12-30 VAC/DC $\pm 15\%$	S1430UAP912			
15-30 VAC/DC $\pm 10\%$		S1430RAL915	S1430ROS915	
No. of channels				2 channels
- NPN output, NO				PAM02AN3ANO/NC
- PNP output, NO				PAM02AN3APO/PC
No. of channels				4 channels
- NPN output, NO				PAM04AN3ANO/NC
- PNP output, NO				PAM04AN3APO/PC
No. of channels				6 channels
- NPN output, NO				PAM06AN3ANO/NC
- PNP output, NO				PAM06AN3APO/PC
References extension modules				
No. of channels				2 channels
- NPN output, NO				PAM02CN3ANO
- NPN output, NC				PAM02CN3ANC
- PNP output, NO				PAM02CN3APO
- PNP output, NC				PAM02CN3APC
No. of channels				4 channels
- NPN output, NO				PAM04CN3ANO
- NPN output, NC				PAM04CN3ANC
- PNP output, NO				PAM04CN3APO
- PNP output, NC				PAM04CN3APC
General specifications				
Rated operating voltage	See Amplifier type	See Amplifier type	See Amplifier type	18 - 33 VDC
Output	3 x Transistor NPN/PNP/NO/NC	3 x SPST	3 x SPST	One output per channel
Load current resistive load	100 mA, 40 VDC, NPN	1.5 A @ 100 VAC / 30 VDC	1.5 A @ 100 VAC / 30 VDC	20 mA, 33 VDC, NPN / PNP 8 A @ 250VAC / 24 VDC SPDT resistive load
Operation frequency	16 Hz	12.5 Hz	12.5 Hz	30 Hz @ 6 channels
Degree of protection	IP 20	IP 20	IP 20	IP 20
Protection Short-circuit (S)				
Reverse polarity (P)	SPT	PT	PT	SPT
Transients (T)				
Housing material	Noryl SE1, Light grey	Noryl SE1, Light grey	Noryl SE1, Light grey	
Operating temperature	-20°C to +50°C	-20°C to +50°C	-20°C to +50°C	-20°C to +50°C
LED colour	Yellow + Green + Red	Yellow + Green + Red	Yellow + Green + Red	Yellow + Green + Red
Approvals/Marks	Multiplexed system	Multiplexed system	Multiplexed system	Multiplexed system, Test functions, bargraph, mute input etc.

Photoelectric sensors

Types	Wireless entrapment protection device for industrial doors ESPE		
Connections	Main controller	Subcontroller	PB 11
			
Dimensions (mm)	35 x 35 x 125	26 x 242 x 45	Ø11 x 24.5
Description	The Carlo Gavazzi main controller can control up to 4 subcontrollers	This flexible Carlo Gavazzi subcontroller can handle 2 safety edges and 1 door-in-door limit switch	
References			
Main controller	WSM 2 B A 2 D24		
Subcontroller	WSS 2 B A 2 BAT		
Photoelectric sensor Emitter	PB 11 CNT 15 WE		
Photoelectric sensor Receiver	PB 11 CNT 15 WR		
General specifications			
Rated operating voltage	12 - 24 VAC/DC	1 - 4 Lithium 3.6 VDC size AA batteries	From sub controller
Supply current	< 50 mA		
Relay load current resistive load	1A / 30 VDC 0.5 A / 30 VAC		
Communication frequency	2.4 GHz Duplex	2.4 GHz Duplex	
Response time	120 mS	120 mS	
Number of channels	16	16	
Communication distance	10 m wireless	10 m wireless	
Sensing distance			15 m
Subcontroller up-time		10 - 80 sec	
Test input	On main module		
Degree of protection	IP 66	IP 66	IP 67
Protection Short-circuit (S) Reverse polarity (P) Transients (T)	PT	P	
Housing material	ABS, Light grey	PC, Light grey	PA6 Glass reinforced
Operating temperature	-25°C to +55°C	-25°C to +55°C	-25°C to +55°C
LED colour	Green, Yellow, Red	Yellow	-
Approvals/Marks	CE - UL - FCC	CE - UL - FCC	CE - UL

Photoelectric level sensors

Integrated amplifier

Types	VPO.E.	VP ATEX	VP E.M
Connections	2 m cable	2 m cable	2 m cable
			

Dimensions (mm)	3/8" x 74	3/8" x 74	3/8" x 74
Light type	Unmodulated	Unmodulated	Unmodulated

References optical level sensor

Operating frequency	30 Hz	30 Hz	30 Hz
Sensing dist. (Sn), Hor.	± 5 mm, fixed	± 5 mm, fixed	± 5 mm, fixed
Sensing dist. (Sn), Ver.	± 2.5 mm, fixed	± 2.5 mm, fixed	± 2.5 mm, fixed
Housing material	Polysulphone	Polysulphone	Polysulphone
NPN NO	VPO2E		VPO2EM
NPN NC	VPO1E		VPO1EM
PNP NO	VPO2EP	VPO2EPAX	VPO2EPM
PNP NC	VPO1EP	VPO1EPAX	VPO1EPM
Housing material	Polyamide 12	Polyamide 12	Polyamide 12
NPN NO	VP04E		VP04EM
NPN NC	VP03E		VP03EM
PNP NO	VP04EP	VP04EPAX	VP04EPM
PNP NC	VP03EP	VP03EPAX	VP03EPM
Housing material	Polysulphone		
SCR NO	VP02-110TB		
SCR NC	VP01-110TB		
SCR NO	VP02-230TB		
SCR NC	VP01-230TB		

DC-types

Rated operating voltage	10 - 40 VDC	10 - 40 VDC	10 - 40 VDC
Voltage drop	≤ 1.0 VDC	≤ 1.0 VDC	≤ 1.0 VDC
Off-state current	≤ 12 mA	≤ 12 mA	≤ 12 mA
Load current	< 200 mA	< 200 mA	< 200 mA

AC-types (SCR)



Rated operating voltage	110 or 230 VAC	110 or 230 VAC	110 or 230 VAC
Voltage drop	≤ 9 VAC	≤ 9 VAC	≤ 9 VAC
Off-state current	≤ 7 mA	≤ 7 mA	≤ 7 mA
Load current	< 10 - 100 mA	< 10 - 100 mA	< 10 - 100 mA

AC-types (SCR)

Degree of protection	IP 67	IP 67	IP 67
Protection Short-circuit (S)			
Reverse polarity (P)	PT	PT	PT
Transients (T)			
Operating temperature	-20°C to +80°C	-20°C to +80°C	-20°C to +80°C
LED colour	Yellow	Yellow	Yellow
Pressure	10 bar @ +60°C	10 bar @ +60°C	10 bar @ +60°C
Approvals/Marks	CE - UL - CSA	CE - UL - CSA	CE - UL - CSA


Photoelectric level sensors

Integrated amplifier

Types	VPA..../VPB....	VPA....-1/VPB....-1
Connections	2 m cable	M12 connector
		
Dimensions (mm)	3/8" x 70.5	3/8" x 90.5
Light type	Modulated	Modulated
References optical level sensor		
Operating frequency	30 Hz	30 Hz
Sensing dist. (Sn), Hor.	± 5 mm, fixed	± 5 mm, fixed
Sensing dist. (Sn), Ver.	± 2.5 mm, fixed	± 2.5 mm, fixed
Housing material	Stainless steel/polysulphone	Stainless steel/polysulphone
NPN NO+NC	VPA1MNA	VPA1MNA-1
PNP NO+NC	VPA1MPA	VPA1MPA-1
Housing material	Stainless steel and glass	Stainless steel and glass
NPN NO+NC	VPA2MNA	VPA2MNA-1
PNP NO+NC	VPA2MPA	VPA2MPA-1
Housing material	Nickel-pl. brass/polysulphone	Nickel-pl. brass/polysulphone
NPN NO+NC	VPB1MNA	VPB1MNA-1
PNP NO+NC	VPB1MPA	VPB1MPA-1
Housing material	Nickel-plated brass and glass	Nickel-plated brass and glass
NPN NO+NC	VPB2MNA	VPB2MNA-1
PNP NO+NC	VPB2MPA	VPB2MPA-1
DC-types		
Rated operational voltage	10 - 40 VDC	10 - 40 VDC
Voltage drop	≤ 2.5 VDC	≤ 2.5 VDC
Off-state current	≤ 7 mA	≤ 7 mA
Load current	< 200 mA	< 200 mA
General specifications		
Degree of protection	IP 67	IP 67
Protection Short-circuit (S) Reverse polarity (P) Transients (T)	SPT	SPT
Operating temperature	-20°C to +80°C	-20°C to +80°C
LED colour	Yellow	No LED
Pressure	10 bar @ +60°C	10 bar @ +60°C
Approvals/Marks	CE - UL - CSA	CE - UL - CSA


Photoelectric sensors accessories

Reflectors, rectangular



Item Number	ER100	ER840	ER681	ER686
Dimensions (mm)	100 x 100 x 9.2	84.5 x 84.5 x 9	52 x 119 x 27	55.3 x 126 x 9
Mounting (screws not incl.)	2 x M3 screws	2 x M3.5 screws	4 x M4 screws	2 x M6 screws
Reduction factor	1.2	0.96	0.92	0.92

Reflectors, rectangular



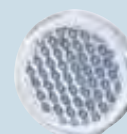
Item Number	ER4060	ER5060	ER42182	ER5080
Dimensions (mm)	60 x 41 x 8	55.5 x 61 x 8	186 x 46.5 x 8	80 x 54 x 8
Mounting (screws not incl.)	2 x M3.5 screws	2 x M4 screws	2 x M6 screws	Adhesive
Reduction factor	0.81	0.80	0.65	0.60

Reflectors, rectangular





Item Number	ER483	ER8	ER665	ER530
Dimensions (mm)	32.5 x 65 x 8	82 x 37 x 5.5	18.5 x 120 x 65	19 x 72.5 x 8.4
Mounting (screws not incl.)	2 x M3.5 screws	Adhesive	2 x M4 screws	2 x M3.5 screws
Reduction factor	0.55	0.51	0.45	0.45

Reflectors, rectangular







Item Number	ER390	ER1	ER640	ER692
Dimensions (mm)	23.5 x 47.5 x 8	51 x 17.5 x 5	13 x 17 x 5	Ø 35 x 5.5
Mounting (screws not incl.)	2 x M3.5 screws	Adhesive	Adhesive	Adhesive
Reduction factor	1.39	0.20	0.16	0.53





Reflectors, cylindrical











Item Number	ER4	ER460	ER420	ER423
Dimensions (mm)	Ø 84 x 7.4	Ø 46 x 6.5	Ø 42 x 6.3	Ø 41.5 x 6
Mounting (screws not incl.)	1 x M4 screw	Adhesive	Adhesive	2 x M3 screws
Reduction factor	1	0.55	0.54	0.54





Photoelectric sensors accessories

	Reflectors, cylindrical	Micro cube reflectors for LD32		
				
Item Number	ER689	EM 130-20	EM 120-20	EM 123-70
Dimensions (mm)	Ø 25 x 5.5	20 x 43	20 x 32	13.7 x 23
Mounting (screws not incl.)	Adhesive	2 x M3 screws	2 x M3.5 screws	2 x M2 screws
Reduction factor	0.39	1 (Micro Cube)	1 (Micro Cube)	1 (Micro Cube)

	Reflectors, tape	Micro cube reflectors for LD32		
				
Item Number	ERT25	EM 111-40	EM 121-41	EM 110-40
Dimensions (mm)	25 mm x 45.7 m	10.5 x 10.5	Ø20	Ø10
Mounting (screws not incl.)	Adhesive			
Reduction factor	0.23 (25 x 25 mm)	1 (Micro Cube)	1 (Micro Cube)	1 (Micro Cube)


	Reflectors, tape	Accessories, photoelectric sensors		
				
Item Number	ERT50	AMPF-MB1	AMPF-MB2	AMPF-MB3
Dimensions (mm)/Used for	50 mm x 45.7 m	MPFT15-4 & MPFR-4	MPFT15-4 & MPFR-4	MPFT15-4 & MPFR-4
Mounting (screws not incl.)	Adhesive			
Reduction factor/Description	0.34 (50 x 50 mm)	Plastic mounting bracket for wall mounting	Adaptor for fitting to an Ø18 mm rubber profile	Metal mounting bracket for harsh environment

	Accessories, photoelectric sensors			
				
Item Number	APA18-AK	APA18-RAR	6IODC	APA3
Used for	M18 photoelectrics	M18 photoelectrics	S1430...	PA.. sensors
Description	Ø2, Ø4, and Ø8 mm aperture	90° mirror for angle detection	Plug conversion	Mounting bracket in anodized aluminium

	Accessories, photoelectric sensors			
				
Item Number	FPD..S.. / FPT..S..	FPD..S.. / FPT..S..	FGD..S.. / FGT..S..	MB-M01
Dimensions (mm)	1 mm fiber	0.25 to 1 mm fiber	1 mm fiber	
Used for	PD60CNX.. EF1810..	PD60CNX.. EF1810..	PD60CNV..	MOF.. sensors
Description	Plastic fibre optics. Separate fibre heads see datasheet	Plastic fibre optics. Various fibre heads see datasheet	Glass fibre optics. Various fibre heads see datasheet	Ball mounting bracket for flexible mounting


Photoelectric sensors accessories

Brackets



Item Number	APA-2	APB-1	MB02	APD32-MB3
Used for	PA.. sensors	PB	PM	PD32 - LD32
Description	Mounting bracket in steel, black	Mounting bracket in steel, black	Long mounting bracket for wall mounting in steel, cromated	Mounting bracket in steel, cromated

Brackets



Item Number	APD30 MB1	APD30 MB2	ACP50-1	MB18A
Used for	PD.. sensors	PD.. sensors	PC50.. sensors	M18 sensors
Description	Mounting bracket in steel, cromated	Mounting bracket in steel, cromated	Mounting bracket in steel, cromated	Mounting bracket in plast

Brackets



Item Number	APA18-MB1	APH18-MB1
Used for	PA18 sensors	PH18 sensors
Description	Mounting bracket in plast	Mounting bracket in plast